



StrikePlagiarism.com

OJS

OPEN JOURNAL
SYSTEM

User manual

Open Journal Systems (OJS) is a platform for text circulation in the editorial process and a system for an online publication.

Thanks to the integration, users using both systems are able to:

- operate the integrated systems through a single account in OJS;
- send documents for anti-plagiarism analysis with just one click;
- receive the Similarity Report at the user's account in OJS.

Before using the plugin, you need to create the submission and upload the file.

New Submission

OJS
OPEN JOURNAL SYSTEMS

Submit an Article

1. Start 2. Upload Submission 3. Enter Metadata 4. Confirmation 5. Next Steps

Section Policy
Section default policy

Submission Requirements
You must read and acknowledge that you've completed the requirements below before proceeding.

- The submission has not been previously published, nor is it before another journal for consideration (or an explanation has been provided in Comments to the Editor).
- The submission file is in OpenOffice, Microsoft Word, or RTF document file format.
- Where available, URLs for the references have been provided.
- The text is single-spaced; uses a 12-point font; employs italics, rather than underlining (except with URL addresses); and all illustrations, figures, and tables are placed within the text at the appropriate points, rather than at the end.
- The text adheres to the stylistic and bibliographic requirements outlined in the Author Guidelines.

Comments for the Editor

Upload Submission File

1. Upload File 2. Review Details 3. Confirm

Article Component *


Article Text

Drag and drop a file here to begin upload

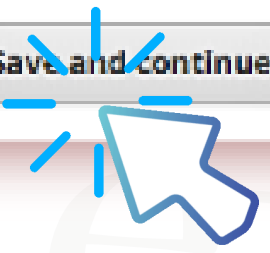
Upload File

Continue Cancel

Submission Files Q Search Upload File

▶  57-1 jsmart, test EN.docx	January 10, 2023	Article Text
---	------------------	--------------

Save and continue Cancel



When the file is loaded, click save and continue, enter Metadata and Finish Submission.

1. Start 2. Upload Submission **3. Enter Metadata** 4. Confirmation 5. Next Steps

Prefix **Title ***
Examples: A, The

Subtitle

Abstract *

List of Contributors Add Contributor

Name	E-mail	Role	Primary Contact	In Browse Lists
▶ John Smart	contact@strikeplagiarism.com	Journal editor	<input checked="" type="checkbox"/>	<input checked="" type="checkbox"/>

1. Start 2. Upload Submission 3. Enter Metadata **4. Confirmation** 5. Next Steps

Your submission has been uploaded and is ready to be sent. You may go back to review and adjust any of before continuing. When you are ready, click "Finish Submission".

Finish Submission Cancel

1. HOW TO USE THE PLUGIN:

In the list of submissions, select the document to be sent for anti-plagiarism analysis - expand it by clicking the arrow - then click the "View Submission".

The screenshot shows the OJS (Open Journal Systems) interface. On the left is a dark blue sidebar with the OJS logo and a menu containing 'Submissions', 'Issues', 'Settings', 'Users & Roles', 'Tools', and 'Statistics'. A circled '1' is placed next to the 'Submissions' menu item. The main content area is titled 'Submissions' and has a top navigation bar with 'My Queue 14', 'Unassigned 14', 'All Active 26', and 'Archives'. A 'Help' button is in the top right. Below this is a 'My Assigned' section with a search bar, 'Filters', and 'New Submission' buttons. A circled '2' is next to the 'New Submission' button. The submission list shows two entries: '17 Smart Test test' and '16 Smart test345'. The first entry has a 'Submission' label and a blue expandable arrow button. A circled '3' is next to the 'View Submission' button at the bottom right of the first entry's details. The details for the first entry show '0 Open discussions' and 'Last activity recorded on Tuesday, February 2, 2021.'

In the submission preview, click the arrow again to display the options under the document, and then Send the file for antiplagiarism analysis.

Test Journal Tasks 23 English View Site

30 / Smart / A test: Test Activity Log Library

Workflow Publication StrikePlagiarism.com

Submission Review Copyediting Production Help

Submission Files Search Upload File

File Name	Date	Type
54-1 jsmart, test EN.docx	January 10, 2023	Article Text

Antiplagiarism analysis status

New

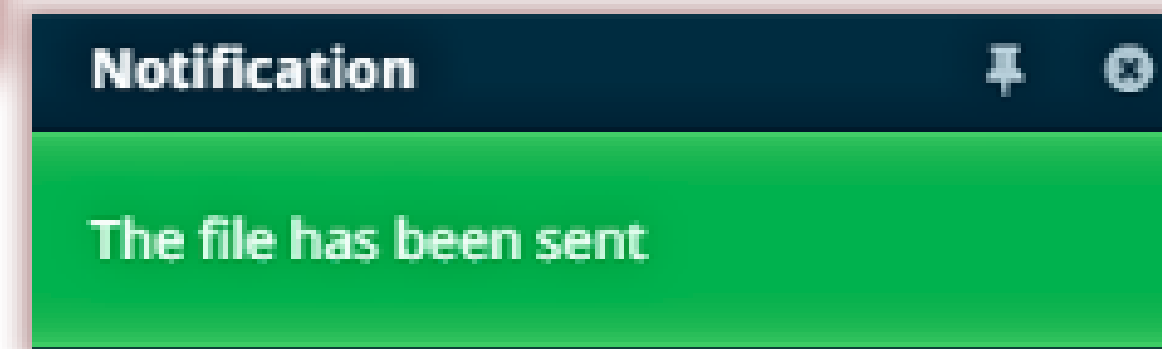
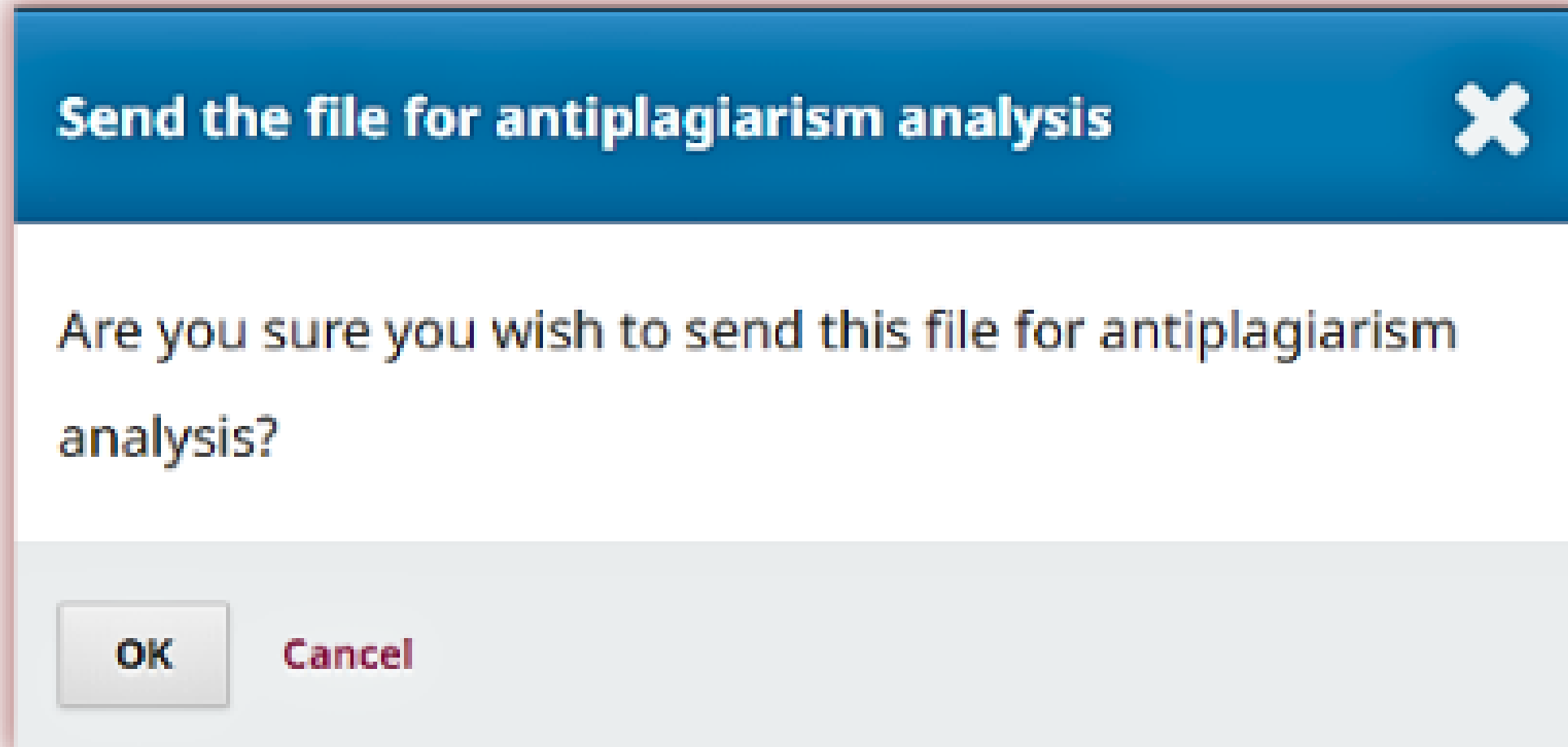
Submission Files Search Upload File

File Name	Date	Type
54-1 jsmart, test EN.docx	January 10, 2023	Article Text

More Information Edit Delete Send the file for antiplagiarism analysis

Download All Files

You need to confirm the action and if everything is done correctly, you will receive a notification that the file has been sent for analysis.



You can check the status of documents sent for anti-plagiarism analysis..

Test Journal Tasks 23

OJS OPEN JOURNAL SYSTEMS

Submissions
Issues
Settings
Users & Roles
Tools
Statistics

30 / Smart / A test: Test

Workflow Publication **StrikePlagiarism.com**

Submission Review Copyediting Production

Submission Files

▶ 54-1 jsmart, test EN.docx

Workflow Publication **StrikePlagiarism.com**

Antiplagiarism analysis status

▶ In progress

Submission Files - StrikePlagiarism.com Refresh

Select	ID	Filename	File status	SC1	SC2	Similarity Report
▼ <input type="checkbox"/>	54-1	jsmart, test EN.docx	In progress			Reload

Edit the file status Clear antiplagiarism analysis data

Approved Rejected Will not be evaluated

Once the analysis is complete, you can see the Similarity Coefficients here (SC1, SC2) and you can download the Similarity Report.

The screenshot shows the 'Test Journal' interface with a dark sidebar on the left containing navigation links: Submissions, Issues, Settings, Users & Roles, Tools, and Statistics. The main content area has a top navigation bar with 'Workflow', 'Publication', and 'StrikePlagiarism.com' (highlighted with a red box). Below this is a section titled 'Antiplagiarism analysis status' with a message 'Report requires evaluation' and two red circular indicators labeled '1' and '2'. A table titled 'Submission Files - StrikePlagiarism.com' is shown with a 'Refresh' button. The table has columns for Select, ID, Filename, File status, SC1, SC2, and Similarity Report. One row is visible with ID '54-1', filename 'jsmart, test EN.docx', and status 'Report requires evaluation'. The SC1 value is 75.8% and SC2 is 70.29%. A 'Download' link is provided for the Similarity Report. At the bottom of the table, there are links for 'Edit the file status' and 'Clear antiplagiarism analysis data'.

Test Journal Tasks 23 English View Site

OPEN JOURNAL SYSTEMS

Submissions

Issues

Settings

Users & Roles

Tools

Statistics

Workflow Publication **StrikePlagiarism.com**

Antiplagiarism analysis status

▶ Report requires evaluation 1 2

Submission Files - StrikePlagiarism.com Refresh

Select	ID	Filename	File status	SC1	SC2	Similarity Report
▼ <input type="checkbox"/>	54-1	jsmart, test EN.docx	Report requires evaluation	75.8%	70.29%	Download

Edit the file status Clear antiplagiarism analysis data

When you download the similarity report, it will open in HTML format and you can view the results of verification.

The screenshot shows a web interface for StrikePlagiarism.com. At the top left is the logo, and at the top center is the title 'Test Anna'. On the right, the report date is '2022-12-02 14:58:35'. Below this, the document title is 'test EN.docx [ID:9489174]' and the author is 'Anna'. A 'COORDINATOR:' field is empty, and there is a 'Show details:' link. The main section is titled 'Record of similarities' and includes a disclaimer: 'Please note that high coefficient values do not automatically mean plagiarism. The report must be analyzed by an authorized person.' Two circular progress indicators show a similarity of 79.06% for 'SC1' and 'SC2'. Below SC1, it says '10 The phrase length for the SC 2'. Below SC2, it says '1471 Length in words' and '9984 Length in characters'. The next section is 'List of possible text manipulation attempts', with a note explaining that these modifications can be used to conceal borrowings. The first entry is 'Characters from another alphabet' with a count of 35 and a 'show in the text' link. A vertical toolbar on the right contains icons for print, zoom, warning, list, copy, and scroll.

StrikePlagiarism.com

Test Anna

REPORT DATE: 2022-12-02 14:58:35

TITLE:
test EN.docx [ID:9489174]

AUTHOR(S):
Anna

COORDINATOR:

Show details: [☰](#)

Record of similarities

Please note that high coefficient values do not automatically mean plagiarism. The report must be analyzed by an authorized person.

79.06% SC1 ⓘ

79.06% SC2 ⓘ

10
The phrase length for the SC 2

1471
Length in words

9984
Length in characters

List of possible text manipulation attempts

In this section, you can find information regarding text modifications that may aim at temper with the analysis results. Invisible to the person evaluating the content of the document on a printout or in a file, they influence the phrases compared during text analysis (by causing intended misspellings) to conceal borrowings as well as to falsify values in the Similarity Report. It should be assessed whether the modifications are intentional or not.

Characters from another alphabet 35 [show in the text](#)

You can also:

- edit the file status
- clear antyplagiarism analysis data

Select	ID	Filename	File status	SC1	SC2	Similarity Report
<input type="checkbox"/>	54-1	jsmart, test EN.docx	Report requires evaluation	75.8%	70.29%	Download

[Edit the file status](#) [Clear antiplagiarism analysis data](#)

You can edit the status of the selected document, select in case the report has already been evaluated: approve or reject the report and also select if this document will not be evaluated.

[Approved](#)

[Rejected](#)

[Will not be evaluated](#)

Approved

Selecting the "Approved" option, means acceptance of the result of the anti-plagiarism analysis. In this case, the work will be automatically added to the clients comparison database.

Rejected

Choosing "Rejected" button will reject the document. This option is used to mark unaccepted reports. The documents will not be added to the comparison database.

Will not be evaluated

We recommend using this option for documents which are still in process of analyzation. The documents will not be added to the comparison database. If you wrongly choose the document status you can change it later on.

You can edit the status for a number of documents clicking on the check box for the selected documents.

Submission Files - StrikePlagiarism.com							Refresh
Select	ID	Filename	File status	SC1	SC2	Similarity Report	
<input checked="" type="checkbox"/>	54-1	jsmart, test EN.docx	Report requires evaluation	75.8%	70.29%	Download	
<input checked="" type="checkbox"/>	56-1	jsmart, english.docx	Report requires evaluation	5.66%	0%	Download	

[Approved](#) [Rejected](#) [Will not be evaluated](#)

Once selected documents are approved, they change their status.

Submission Files - StrikePlagiarism.com				
Select	ID	Filename	File status	
<input checked="" type="checkbox"/>	54-1	jsmart, test EN.docx	Approved	
<input checked="" type="checkbox"/>	56-1	jsmart, english.docx	Approved	



Thank you!



If you have any questions, please, contact us contact@strikeplagiarism.com